

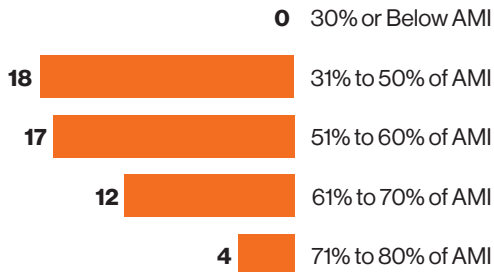
Below are the important highlights from our final, year end family statistics. Keep in mind these “statistics” represent real, hard working, families that, for the first time in their lives, are experiencing the benefits of owning their own modest, decent, affordable home! The Habitat program provides a hand-up, not a hand-out. Thank you for your support of these under-served, but deserving families!



**51**  
new  
homeowners

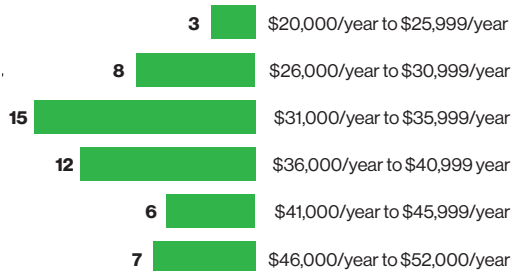
## Number of Families Served

**2021**

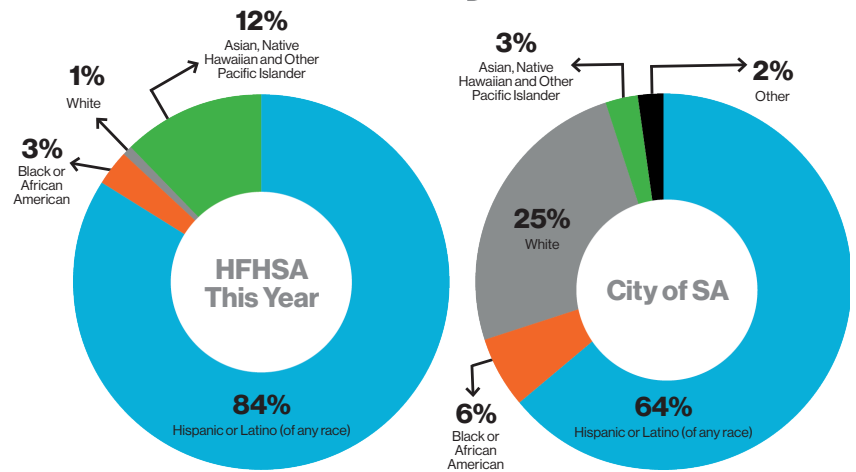


## Families Served by Amount in Their Household Income

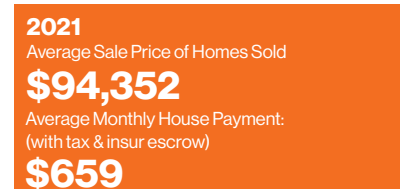
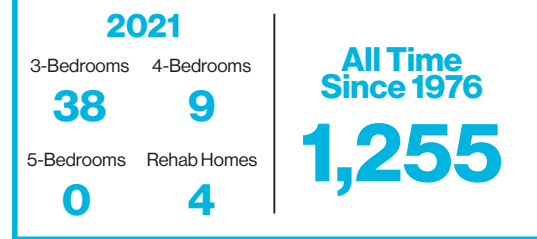
**2021**



## Race and Ethnicity (Cumulative)



## Number of Houses Built and Sold



## Average AMI Served

